



INTERNATIONAL STUDENTS ORIENTATION HANDBOOK

SECONDARY SCHOOL



SIR JOSEPH BANKS HIGH SCHOOL

2020



NSW GOVERNMENT SCHOOLS

School Contacts

School name: Sir Joseph Banks High School
Address: Turvey Street
Revesby NSW, 2212

Telephone: +61 2 9773 6054
Fax: +61 2 9792 3863
Email: sirjosephb-h.School@det.nsw.edu.au
Website: <http://www.sirjosephb-h.schools.nsw.edu.au>

CRICOS Provider name: NSW Department of Education
CRICOS Provider Code: 00588M

INTERNATIONAL STUDENTS ORIENTATION HANDBOOK

About the School	4
1. Principal's Message.....	4
2. School Profile	6
3. School Directory	7
4. School Map and facilities	9
5. Support Services	10
6. Rules and Policies	12
7. School Curriculum	18
8. School Activities	18
Living in Sydney	19
9. Staying Safe	19
10. Reporting Incidents and seeking help	24
11. You and the Law	25
12. Taking a Part-time Job and Your Work Rights	26
13. Transport and Travel Concession	28
14. Overseas Student Health Cover (OSHC)	29
15. Accommodation	30
Visa Requirements You Should Know.....	34
16. Attendance and Course Requirements	34
17. Accommodation and Welfare Arrangements	35
18. Conditions of Enrolment.....	35
18. Taking Leave	36
19. Deferral of Course Commencement Date	36
20. Guidelines for Compassionate or Compelling Circumstances	36
21. Suspension of Studies	37
22. Complaints and Appeals	37
23. Work.....	37
Arrival Checklist.....	38
Forms.....	39
1. Under 18 Request to Change Welfare Arrangements form.....	39
2. Over 18 Request to Change Welfare Arrangements form.....	39
3. Leave Request form	39
4. Leave Requests Flowchart	39

WELCOME WELCOME



WELCOME WELCOME

About the School

1. Principal's Message

Educational excellence is taught, supported and modelled at Sir Joseph Banks High School. Our innovative practice, award winning programs and the broad range of opportunities we offer underlie student success.

1. Happy students learn

Sir Joseph Banks High School is a vibrant learning community where every child is known, valued and cared for. We believe in the simple yet important philosophy that 'happy students learn'. This was recently showcased in a moving SBS Insight episode 'Teaching Success' which looked at how our school has turned its fortunes around.



2. 100% university entry for ATAR pathway students

Fast becoming the local school of choice, every student who wants to go to university over the past 3 years has attained entry to their university of choice. Our senior students develop an individual transition plan detailing their future aspirations and their pathway to success.

3. Highest growth high school in NSW

We are currently the highest growth high school in NSW, meaning that we are the best in the business in growing literacy and numeracy results between Years 9-12. Our teachers certainly know and understand how students like to learn and are the best in the business at doing so.

4. Award winning literacy programs

'Power Up!' was designed and implemented at our school. This innovative literacy initiative has received several state awards for educational excellence due to the amazing literacy growth of students who participate. Our numeracy program adopts a Growth Mindset, ensuring students understand foundation concepts in order to move on to master complex problems and critical thinking skills. Across the school we learn by stating 'we don't know how to do it...yet!'

5. Award winning and showcased as a leading school in 'supporting student learning'

Our success is no secret. We routinely share our practice with learning communities

across the NSW, Victoria and Queensland education systems. CESE (Centre for Educational Research and Statistics) has included us in their case study across every school in NSW as an exemplar school in Supporting Student Learning. Our practices are regularly featured on radio, as a podcast and in both local and national newspapers due to their quality and results. Our Student Services Centre has also been recognised and awarded for educational excellence and best practice in supporting student learning.

6. School of choice

Fast becoming the school of choice for local students and families of all cultural backgrounds, we embrace our cultural diversity as an educational opportunity and advantage. We believe that thriving as a contemporary, multicultural society is the way of the future for modern Australia.

Murray Kitteringham

Principal

7. School Profile

- Sir Joseph Banks High School has a vibrant culture of excellence, innovation, opportunity and success. We focus on quality teaching and outstanding provision of the widest range of opportunities for individual achievement and learning success.
- Our students receive a quality education within a school where expectations are high and positive relationships are the key to all we do. We maintain a constant focus on quality teaching and learning for both mainstream and support students.
- Within the school, we have fostered an environment where students care for each other and for those less fortunate than themselves. Our growing reputation is based on the success of our students who are thriving in this environment and who are able to take advantage of the huge range of opportunities we provide for them.
- Sir Joseph Banks High School is a comprehensive coeducational community school. Our students come from over 30 different language backgrounds with 90% of students identifying as Language Background Other Than English (LBOTE). Diversity and culture is celebrated in many different ways such as embedded into teaching programs, extra-curricular programs, as well as whole school events including Multi-cultural day, Harmony Day etc.
- Our school also has a Support Unit of five classes.
- Our International students have been involved in many schools as well as extra-curricular events and programs.



8. School Directory

School Staff



Mrs Majed
International
Student Coordinator (ISC)

Mrs Majed can speak to you regarding any concerns you may have about your school, health, homestay issues or if you require a leave request or change of address form. She/he is located in the Student Services or the English staffroom




Mr Endicott
Deputy Principal



Mrs Check
Deputy Principal



Mr Palmer
Deputy Principal



Ms Hulme
School Counsellor

Ms Hulme can speak to you if you have concerns, feel unhappy or are homesick. She is located on the first floor of the main building, next to the Common Room.



Mrs Dugmore
Coordinator

Mrs Dugmore can help you if you are trying to find your International Student Coordinator or counsellor, or need help in the absence of the International Student Coordinator.

If you need help with a problem or feel unsafe at school at any time, go and see your International Student Coordinator or one of the staff listed here 😊

Year Advisers

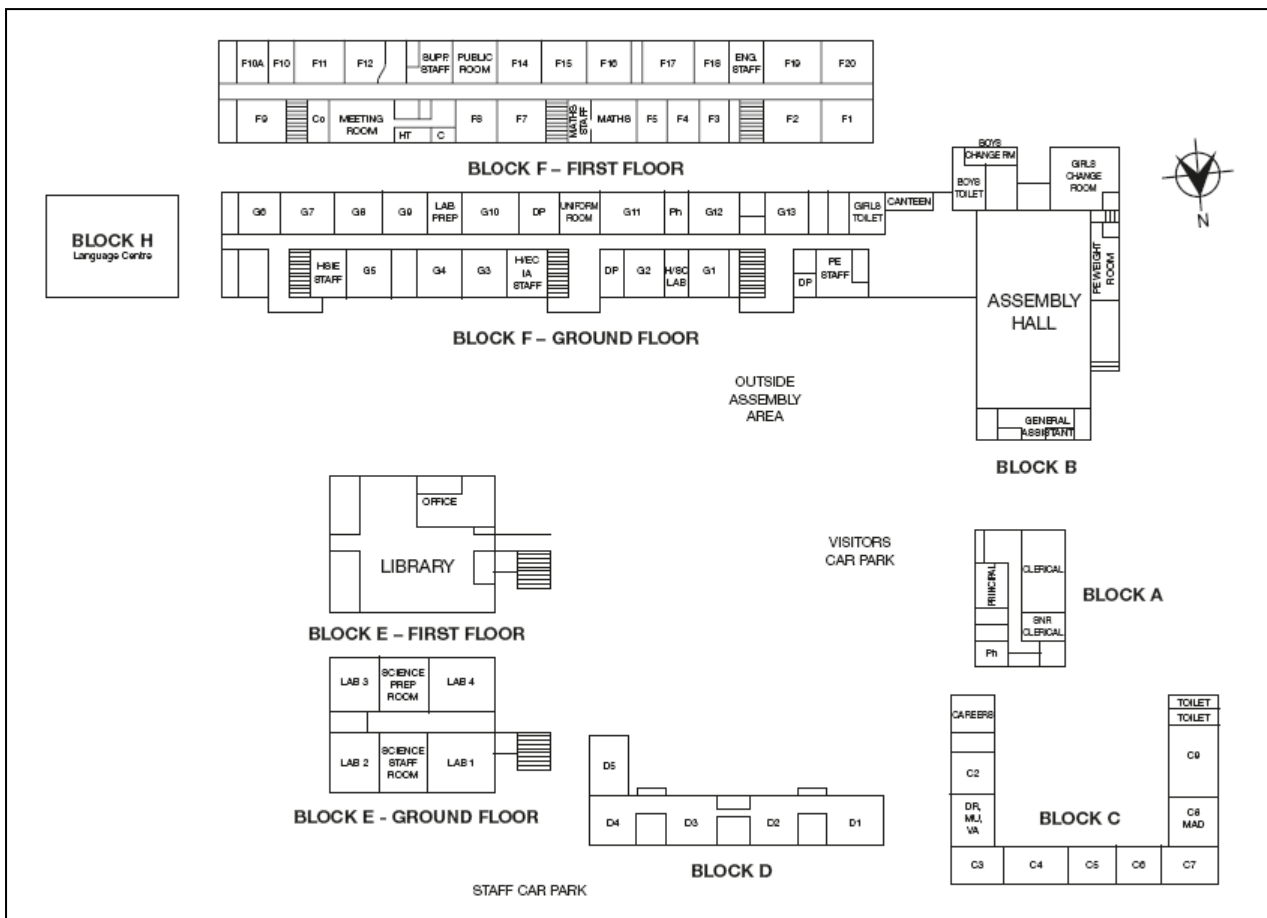
Your Year Adviser can speak to you if you have any concerns about your school work.

Year 7	Ms Gillham
Year 8	Ms Tardif
Year 9	Mr Ristevski
Year 10	Mr Glaros
Year 11	Mr Garlick
Year 12	Mr Bird

Head Teachers

English	Mrs Papagianopoulos
History	Ms Mikel
Mathematics	Ms Khodary
Science	Ms Chahine
TAS	Ms Pishedda
Creative & Performing Arts	Ms Mitic
PDHPE/Sport	Ms Pemberton
Student Wellbeing	Mr Garlick

9. School Map and facilities



The Learning Hub has computers, robotics, books, ipads and a maker space. You can get help from Ms Le Tran or Mr Duffy if you have problems with the computers.

You have access to The Junction before school and during lunch and recess that has a student kitchen and room to relax and make friends.

The nearest train stations are Revesby, Padstow and Banskdown. There are buses from these train stations directly to the school. There are also local buses that come from nearby suburbs.

International students under 16 years can obtain tickets at the child fare price. International students are also eligible for a student concession card issued by Sir Joseph Banks High School which allows student concession prices.

Counselling

Ms Hulme is the School Counsellor and she is located in the main building on the first floor, next to the Common Room.

What is a School Counsellor?

In all New South Wales government schools, there is a counsellor who is a qualified teacher and educational psychologist with special training to help students with any problems they are having, or to help them get information they may need.

This service is free and confidential.

Why do students see the Counsellor?

Academic problems

- Worries about progress
- Indecision about staying at school
- No quiet place to study at home

Personal problems

- Sadness in missing your country/friends
- Feeling lonely at school
- Home problems such as not getting along with family members
- Feeling anxious about making friends

If you wish to see the Counsellor, speak to Mrs Majed, the Deputy Principals, your Year Adviser or any available teacher for an appointment to see the Counsellor.

ESL Support

- Mrs Majed Mrs Giannoulis and Mrs Dugmore can support you with ESL learning outside your classes if you need more assistance.

Year Advisers/Subject Head Teachers

- As well as your International Student Coordinator, your year adviser can be your next point of call. Both are always there to support you with any issues and concerns, whether personal, wellbeing or academic.

Welfare/Learning Support Head Teacher

- The school also has a Student Services Junction Room on the first floor next to the common room. The Junction Room is available before school, recess and lunch if students wish to talk to our Engagement Officers, Mr Garlick and Miss Croft for any wellbeing concerns to simply to relax and unwind.

Career Advisers

- Both work together to help you plan for the future and assist your transition from school to tertiary education or work.

Homework Centre

- In Year 12, you will have study periods allocated in the Learning Centre where you have a teacher and resources to support and guide you with your studies.

Saturday School of Community Languages (SSCL)

The SSCL provides all Year 7 – 12 students with the opportunity to study their background community language on Saturday mornings, if their language is not available for study at the student's weekday school. There are fourteen Saturday schools in metropolitan Sydney.

Classes operate during the school term and are between two hours (Years 7 – 10) and three hours (Years 11 – 12), with an additional hour for Year 12 Extension. See Mrs Majed for help to enroll in a Saturday school.

The International Student Coordinators will keep in contact with you on a regular basis to assist with any questions you may have and provide ongoing support.

11. Rules and Policies

Bell times

Period	Monday	Tuesday	Wednesday	Thursday	Friday
Home Room	8:40 – 9:00	8:40 – 9:00	8:40 – 9:00	8:40 – 9:00	8:40 – 9:00
1	9:00 – 10:00	9:00 – 10:00	9:00 – 10:00	9:00 – 10:00	9:00 – 10:00
2	10:00 – 11:00	10:00 – 10:55	10:00 – 11:00	10:00 – 11:00	10:00 – 11:00
Recess	11:00 – 11:30	10:55 – 11:25	11:00 – 11:30	11:00 – 11:30	11:00 – 11:30
3	11:30 – 12:30	11:25 – 12:20	11:30 – 12:30	11:30 – 12:30	11:30 – 12:30
4	12:30 – 1:30	Lunch 12:20 – 12:50	12:30 – 1:30	12:30 – 1:30	12:30 – 1:30
Lunch	1:30 – 2:00	Sport	1:30 – 2:00	1:30 – 2:00	1:30 – 2:00
5	2:00 – 3:00	12:50 – 2:20	2:00 – 3:00	2:00 – 3:00	2:00 – 3:00
				Meeting (3:00 – 4:00)	



Uniform and dress code

The aim of the Sir Joseph Banks High School Policy on School Uniform is to ensure all students wear the school uniform appropriately all the time.

- Students must wear the school uniform on the way to school, at school and on the way home after school.
- The Department of Education and Training endorses school communities determining standards of dress as conducive to a positive learning environment.
- School uniform promotes the image of the school in the community and helps make credentials from this school more valuable.
- School uniform encourages students to have pride in their school and promotes a sense of school community.
- School uniform encourages students to understand the important life skill of dressing appropriately for particular situations.
- School uniform provides student with greater physical security.
- Students are responsible for ensuring they have sufficient items of uniform so they can wear a clean school uniform each day of the week. Students are expected to have at least two sets of uniforms.
- Families who may have financial difficulty providing uniform should make a time to see the Deputy Principal to apply for student assistance.
- Students who are out of uniform must present a parental note to their Home Room Head Teacher before Home Room for an Out of Uniform Pass.

Students at Sir Joseph Banks High School are expected to adhere to the School Uniform Policy and understand that there are consequences for warnings and after school detentions. In some cases, a parent/carer interview may be necessary.



Uniform Information

It is expected that all students will be neat and tidy in appearance and dressed in the full school uniform at all times as set out below.

Year 7-10	
Girls Uniform	Boys Uniform
<ul style="list-style-type: none">• Striped tailored shirt with school initials• Grey school skirt/school trousers• Black leather lace up school shoes/ low heels• Short white or long black socks• Black wool jumper with school logo• School jacket	<ul style="list-style-type: none">• Striped tailored shirt with school initials• Mid grey shorts or school trousers• Black belt• Black leather lace up school shoes/ low heels• White or grey socks with shorts• White, grey or black socks with trousers• Black wool jumper with school logo• School jacket

Year 11 & 12	
Girls Uniform	Boys Uniform
<ul style="list-style-type: none">• White tailored shirt with school logo• Grey school skirt/ school trousers• Black leather lace up school shoes/ low heels• Short white or long black socks• Black wool jumper with school logo• School blazer or school jacket• Tie	<ul style="list-style-type: none">• White tailored shirt with school logo• Mid grey shorts or school trousers• Black belt• Black leather lace up school shoes/ low heels• White or grey socks with shorts• White, grey or black socks with trousers• Black wool jumper with school logo• School blazer or school jacket• SJBHS Tie

PE/ Sports Uniform- ALL YEARS	
<ul style="list-style-type: none">• Polo shirt with collar & school logo• Black shorts with embroidered SJBHS	<ul style="list-style-type: none">• White, grey or black socks and sports shoes• School tracksuit (optional)

Note

No makeup, jewellery or accessories to be worn at school (except for sleepers or stud earrings)

School uniform is worn during examinations and excursions.

Scarves and beanies may be worn in school colours- maroon, grey, black or white

Uniform Information - Shoes

Black leather, covered, lace up shoes are part of the school uniform. They are also required for practical lessons in Technology, Food Tech, In Tech, Science and Visual Arts. Slipper shoes and Mary Jane shoes are not safe during these activities. These types of shoes shown below are not suitable because they do not protect the top of the foot. Your child will not be allowed to undertake practical lessons, unless they have the right shoes to ensure their safety.

- The Department's Occupational Health & Safety regulations requires all students to wear only enclosed black leather school shoes (ballet or slip-ons are not permitted).
- On days where students have PE, they need to bring their sports shoes in their bags and change before class.
- On sports days, sports uniform and sports shoes are required.



For more information about the uniform policy of the Department of Education and Communities, please access the following link:

https://www.det.nsw.edu.au/policies.student_admin/uniforms/school_uniform/PD20040025.shtml

Policies and procedures on absences, lateness or leave requests

- You must attend a minimum of 80% of all scheduled classes.
- You must provide a doctor's certificate for any absences of 3 (three) days or more. The doctor must be a registered medical practitioner. If you are absent for 1 or 2 days, a letter of explanation must be provided by your parent/carer, or if you are over 18 years, you can provide your own written explanation.

Attendance requirements for student visa holders

- All students are expected to attend class every school day.
- International students are on a student visa and have additional attendance requirements as a condition of your student visa.
- International students must attend at least 80% of classes each term or you may be reported to Immigration.

What if my attendance falls below 80%?

- A **warning letter** will be sent to you, your parents and your carer in Australia.
- You will have to attend an interview and explain why you have been away.
- If you have any supporting documentation such as **medical certificates**, present them as evidence.
- Your attendance will continue to be closely monitored. If your attendance does not improve, you will be sent a **second and final warning letter**.

What if my attendance falls below 70%?

- An **Intention to Report** letter will be sent to you, your parents and your carer in Australia. This letter tells you the school's intention to report your low attendance to Immigration because you have breached your student visa condition.
- You will be given 20 school days to **appeal** to the Principal and explain why the school should not report you to Immigration.
- If your appeal is unsuccessful, you will be contacted by Department of Education International to let you know about your further appeal rights.
- If all your appeals are not successful, you will be reported to Immigration and they may decide to cancel your visa.

Policy on misbehaviour, suspension and expulsion

Your school may cancel or suspend your enrolment on grounds of misbehaviour. See a Deputy Principal for further information about student misbehaviour and the suspension and expulsion of students.

Long suspension and expulsion

International students will be reported to Immigration if they are:

- suspended for 5 days or more;
- expelled from school because of serious misbehaviour/ involvement in criminal activities.

What happens if I am suspended or expelled from school?

- You will be given an **Intention to Report** letter and will be given 20 school days to appeal to the Principal and explain why the school should not report you to Immigration.
- If your appeal is unsuccessful, you will be contacted by Department of Education International to advise you of your further appeal rights.
- If all your appeals are unsuccessful, you will be suspended or expelled depending on the case. You will be reported to Immigration and they may decide to cancel your visa.

Policy on anti-bullying

- We have a strong anti-bullying program which has been developed by students and teachers working together. We make sure the school is safe and peaceful.
- If you or someone you know is being bullied, let your teacher know. Also inform your International Student Coordinator, Year adviser or Deputy principal so the matter can be dealt with.

12. School Curriculum

Curriculum varies based on your grade. Please refer to the Student Booklet for your grade for details on the school curriculum and requirements.

Course progress requirements for student visa holders

There are additional course progress requirements for international students.

- If you fail to meet the NSW Education Standards Authority's (NESA) course progress requirements for at least 6 units (50%) of your all your subjects, an **Intention to Report** letter will be sent to you, your parents and your carer in Australia. This letter tells you the school's intention to report your unsatisfactory course progress to Immigration because you have breached your student visa condition.
- You will be given 20 school days to **appeal** to the Principal and explain why the school should not report you to Immigration.
- If your appeal is unsuccessful, you will be contacted by Department of Education International to let you know about your further appeal rights.
- If all your appeals are not successful, you will be reported to Immigration and they may decide to cancel your visa.

13. School Activities

One of the great strengths of Sir Joseph Banks High School is the wide range of co-curricular and extra-curricular programs we offer. We aim to nurture, challenge and extend students of all ages, interests and abilities so that they may achieve their personal best academically, socially, culturally and on the sporting field.

Students are encouraged to participate in the opportunities offered to enrich their learning and expand their world. Activities and programs vary based on your grade. Please see your Year adviser or Deputy principal for programs available to you.

These are some examples of programs at the school:

- Fast-forward – by Western Sydney University
- Compass – by University of Sydney
- Sky High – by UTS
- GOALS & Focus – by The Australian Business & Community Network (ABCN)
- SRC
- Debating
- Peer Tutoring
- The Helmsman Project
- Koori Club
- Triple M
- In League In Harmony
- Pasifika Project

Living in Sydney

14. Staying Safe

14.1 Emergency Services

Ambulance, Police or Fire Brigade



In case of an emergency or if you are in danger, call **000** and tell them:

- Type of emergency (ambulance/police/fire brigade)
- Your location or location of the emergency
- Your full name and contact number (if possible)



The local police station is **Revesby Police Station**

Address: 139 The River Rd, Revesby NSW 2212

Phone: (02) 87246099



The nearest medical centre is **Bankstown Hospital Medical Centre**

Address: 70 Eldridge Rd, Bankstown NSW 2200

Phone: (02) 97228453



The nearest hospital to the school is: **Bankstown Hospital**

Address: 70 Eldridge Rd, Bankstown NSW 2200

Phone: (02) 97228453

14.2 Homestay 24 Hour Hotline

If you are living in homestays, you can contact your homestay host and/or parent nominated carer when you need help.

Your homestay company will also have a 24 hour hotline that you can call. Contact your International Student Coordinator if you do not know which company is your homestay provider.

Auzzie Families Homestay Care

Contact: Ms Gloria Wang
Phone: (+61 2) 9804 4700
Mobile: 0419 628 168 (24 hours)
Email: info@auzziefamilies.com

Website: www.auzziefamilies.com

Oz Homestay

Contact: Ms Sarah Walmsley
Phone: (+61 2) 9325 6988
Mobile: 0421 556 374 (24 hours)
Email: info@ozhomestay.com.au
Website: www.ozhomestay.com.au

Global Experience

Contact: Ms Agnes Ong
Phone: (+612) 9264 4022
Mobile: 0420 530 112 (24 hours)
Email: agnes@globalexperience.com.au;
Website: www.globalexperience.com.au

StayDownUnder

Contact: Mr Gerard and Mrs Rachel Whyte
Phone: (+61 2) 8901 4499
Mobile: 0410 761 499 (24 hours)
Email: info@staydownunder.com.au
Website: www.staydownunder.com.au



14.3 Important Safety Tips

When you are out with friends or by yourself, here are some simple things to remember:

- Always **plan your trip** home, especially at night. You may want to pre-book a taxi or arrange transport with a friend. Always make sure you have enough money to get home.
- **Avoid staying out past 8pm.**
- If you have a part-time job, **do not work during school nights** Monday – Thursday and return home by 9pm on weekends.
- Try to **travel with a friend** or in a group at night.
- **Keep your bag** and belongings **close to your body** and where you can always see them.
- **Leave valuables at home** if you don't need to take them with you. This includes jewellery, electronic equipment such as your laptop and your passport.
- **Do not carry large amounts of money** with you. You can take money out at ATMs found in shops, supermarkets, petrol stations, shopping malls, shop fronts and many other public places.
- **Do not accept parcels** that do not directly belong to you. You will be held legally responsible for the contents of the parcels.
- **Do not pay for school fees through people who offer discounts.** This is a SCAM.
- **Call 000 in the event of an emergency.** Remember, calls to 000 are free of charge.

Did you know?

You must let your school know of **any change of your address and contact details as soon as possible and within 7 days.** It is a student visa requirement, and will help to keep you safe if the school knows where you live and how to contact you in case of emergency.

14.4 Cyber Safety

When using the internet, like anywhere in the world, you should protect yourself against spam, online scams, identity theft and online bullying. Protect yourself by following these tips:

- If you are using a public computer, make sure you **log out of your online accounts** such as your social media account, bank or email accounts, and log out of your computer account before you walk away.
- **Do not give away your personal information.** This includes your name, phone number, address, email address, date of birth, usernames and passwords, and bank details.
- If you think you're being harassed or bullied online, **report the person being abusive** to the website or social media administrators and talk to someone you trust straight away — such as a parent, teacher or friend, or contact **Kids Helpline (1800 55 1800)**
- **Ignore, block or mute** the person being abusive online and do not engage with them



You can find more information on the Kids Helpline website at:
<https://kidshelpline.com.au/teens/issues/online-harassment>

14.5 Road Safety and Public Transport Safety

- Where available, use pedestrian walkways and only cross the street at pedestrian crossings or lights.
- Watch for traffic before you cross by looking left and right for oncoming cars.
- Do not use your mobile phone or put on your ear phones when you are crossing the road.
- Avoid isolated bus, rail and light rail stops.



Public transport is reliable and widely used in Australia, particularly in metro and urban areas. A number of security measures have been implemented to maximise the safety of public transport users including security officers and guards, help points, good lighting and security cameras. However you should still use caution when travelling on public transport:

- Check transport timetables to avoid long waits, particularly at night. You can download an app on your mobile phone such as **TripView**, **TripGo** or **TransitTimes** to view timetables of public transport and plan your trip.
- If you find yourself left in a train carriage on your own or with only one other person you may feel more comfortable moving to another carriage closer to the guard or driver.



Train carriages nearest to the driver or guard have a blue light on it and are safest at night.

14.6 Safety Apps


The **Emergency Plus app** is a national emergency app that you can use to get help as soon as possible in an emergency situation.

It tells you the exact location on the map and the GPS coordinates that you can read to the operator when you call the emergency service.



14.7 Water Safety

- Only **swim between the red and yellow flags** on the beach. This is the area where lifeguards and lifesavers patrol to keep you safe. No Flags = No Swim
- Look for, read and **obey water safety signs**.
- **Never swim alone** at the beach.
- Check water conditions and water depth before swimming – never dive head first.
- Never bathe and swim directly after eating or under the influence of drugs including alcohol.
- Learn how to spot a **rip current** and keep clear of the area.
- Always **use sunscreen** to protect exposed skin, put on a shirt, wear sunglasses and a hat when not swimming, and drink plenty of water.



Spot and Survive a rip current

Rips currents are the number one hazard on Australian beaches. The things to look for are deeper, dark-coloured water; fewer breaking waves; a rippled surface surrounded by smooth waters; and anything floating out to sea or foamy, discoloured, sandy, water flowing out beyond the waves.

If you are caught in a rip: **stay calm, float with the current, call out HELP** and **raise an arm** to gain attention of nearby surfers or lifeguards.



Learn about how to spot a **rip** and what to do when you are caught in a rip from the videos (multi-languages) on the **Beachsafe** website: <https://beachsafe.org.au/surf-safety/ripcurrents>

15. Reporting Incidents and seeking help

Bullying, assaults and harassments of any forms are not tolerated in Australia. If you have experienced any form of assault (either sexually or physically), harassment or any abuse, or think you are in danger of being assaulted, use the following services:

1. If you are in immediate danger, or wish to report an incident:

Police/Ambulance/Fire Brigade at 000

2. If you need help at school:

- Your **International Student Coordinator**, Mrs Majed, in the Student Services staffroom located on level 1 in the main building.
- **School Counsellor**, Ms Hulme, in the counsellor's office, located on level 1 in the main building.

3. If you are concerned for your safety, and you feel you need to speak to someone for support, or for information on any support services that you can use:

- **Kids Helpline** is a free, private and confidential 24/7 phone line and online counselling service for young people. Call **1800 55 1800** or email counsellor@kidshelpline.com.au or visit www.kidshelpline.com.au for more information.
- **Bullying. NoWay!** provides information and helpful ideas about bullying: <https://bullyingnoway.gov.au/>
- **1800RESPECT** is a confidential information, counselling and support service for sexual assault victims and domestic violence. Call 1800 737 732 (24 hours) or visit their website at www.1800respect.org.au Ask for an interpreter if you wish to speak in your own language that is not English.



16. You and the Law

The laws in Australia can be very different from your home country.

For example:

- It is illegal to consume alcohol if you are under 18 years of age
- It is illegal to purchase cigarettes if you are under 18 years of age
- Possession and use of illegal drugs is a criminal offence

Visit the website www.lawstuff.org.au for information about laws relating to you.

16.1 Driving

You need to be at least 16 years old to be a Learner (L Plater) for driving a car. For car drivers, you can attempt a Driving Test to get your P1 (red) licence once you have turned 17 and you:

- have been on your L's for at least 12 months
- have logged at least 120 hours driving time which includes 20 hours night-time driving.

If you are driving a car on a Learner (yellow) or P1 (red) licence:

- You must not drive faster than 90 km per hour
- You must have a zero blood alcohol limit
- You must not use any functions of a mobile phone including hands-free devices while driving.
- You must not drive with more than one **passenger** under 21 between the hours of 11pm and 5am.
-

If you are driving a car on a P2 (green) licence:

- You must have a zero blood alcohol level
- You must not exceed a maximum speed limit of 100 km/h



- ***Driving without a licence is illegal***
- ***Seatbelts are compulsory for drivers and passengers in Australia.***
- ***Speeding and drink driving are dangerous and are against the law.***
 - ***You could lose your licence or go to jail if you are caught speeding or drink driving.***

17. Taking a Part-time Job and Your Work Rights

17.1 Allowable Work Hours

In order for you to work part-time, you **MUST**:

- **Not** be enrolled in an Intensive English program
- have been **enrolled for at least six months in your current high school**
- have a satisfactory attendance record
- provide your school with a letter of consent from your parents.

Students enrolled in an Intensive English program are not permitted to work.

If you are taking a part-time job, remember:

- Any part-time work during school term must not interfere with your school studies
- You must **NOT** work more than 40 hours per fortnight (14 days) which is a mandatory student visa condition
- You should not work more than 10 hours per week in school terms
- You should not work during school days (Monday – Thursday) as this may impact on your learning
- You should not work past 8pm during the weekend.

17.2 Tax File Number

You must obtain an Australia Tax File Number (TFN) in order to work part-time. Your TFN is your personal reference number in the Australia tax system and you will be asked to provide your TFN to your employer at the workplace. If you do not have a TFN, you will be taxed at a higher rate.

You can apply for a TFN online at the **Australian Taxation Office** website at www.ato.gov.au.

17.3 Know Your Work Rights

Workplace rights

Pay rates and workplace conditions are set by Australian law. All people working in Australia, including those from overseas, have rights and protections at work. These cannot be taken away by contracts or agreements. These rights protect:

- entitlement to a minimum wage and superannuation
- challenge of unfair dismissal from the job
- leave, breaks and rest periods
- a healthy and safe work environment

Getting help to resolve a workplace issue will NOT automatically affect your student visa.

If you have questions about your pay and conditions while in Australia, you can contact the **Fair Work Ombudsman** for free information, resources and advice.

Visit www.fairwork.gov.au for information for visa holders and international students. This includes information in 27 languages. There are also a range of helpful videos available at www.youtube.com/fairworkgovau about working in Australia in many languages.

You can also contact the Fair Work Ombudsman by phone within Australia on **13 13 94 (Translating and Interpreting Service 13 14 50)**.

Pay

Your minimum pay rate can come from an award, enterprise agreement or other registered agreement, or the national minimum wage. Employees have to be paid the right pay rate for all hours they work including training, team meetings, opening and closing the business and doing a trial shift.

National minimum wage

Certain employees may have different pay entitlements depending on whether they have a reduced work capacity because of disability, if they are under the age of 21 or if they are an apprentice or trainee. You can calculate your correct pay and entitlements using the Pay and Conditions Tool at www.fairwork.gov.au/pay

More information on employment in Australia is available on our website at www.homeaffairs.gov.au and on the website of the Department of Employment at www.employment.gov.au



Always ask for a payslip to keep track of your hourly rate, penalty rates, superannuation contributions and tax details, especially if you are getting paid with cash in hand. This is a mandatory requirement for an employer in Australia.

18. Transport and Travel Concession

Children 4 to 15 years of age are automatically entitled to a child's half fare concession and are required to carry a **Proof of Age Card** to be entitled to the concession fares.

School students **16 years of age and older** are entitled to a half fare concession but are required to carry a **NSW Senior Secondary Student Concession Card** as proof of their eligibility. This will allow you to travel on public transport at concession fares.



Please see your office staff to apply for a Proof of Age Card (under 16 years old) or a NSW Senior Secondary Student Concession Card (16 years old and over). You must carry this card with you at all times and present it to ticket inspectors when required.

Opal card is the smartcard ticketing system used to pay for travel on public transport in Sydney, the Blue Mountains, Central Coast, the Hunter and the Illawarra.

You should get a **green CHILD/YOUTH OPAL CARD** by applying online at the Opal website: www.opal.com.au/ordercard. If you lose your card you can report it as lost or stolen.

You can also get an **unregistered Child/Youth Opal card** from your nearest newsagent or opal retailer over the counter. However, this card is not registered and therefore cannot be reported as lost or stolen.



19. Overseas Student Health Cover (OSHC)

You must have and maintain your Overseas Student Health Cover (OSHC) while you are in Australia. This allows you to access medical services at an affordable cost while you study in Australia. It is also a student visa requirement.

Activate your OSHC membership

You would have already purchased an OSHC membership before you arrive. **It is important that you activate your OSHC as soon as possible if you have not already done that.**

Medibank OSHC members

If your OSHC policy is provided by **Medibank OSHC**, activate your membership by following the steps below:

1. Go to <https://www.medibankoshc.com.au/oshcactivate/>
2. Search the student profile using personal details including membership number, birth date, and name.
3. Then fill the next page with student information and click “submit” when completed.

Obtain your OSHC membership card

Once you have activated your membership, it is important that you obtain your membership card. Different providers may have different forms of membership card (electronic or plastic card).

If you are **Medibank OSHC member**, you can download your **Digital Membership Card** through the Online Member Services on the Medibank website.

1. Log in to Online Members Services at www.medibankoshc.com.au
2. Once logged in, select ‘My Account’ in the top menu
3. Select ‘View Digital Card’
4. Once completed, save a copy of the card to your mobile phone and computer or tablet so that you can access it at all times.

Know your cover

It is important that you know what is covered and what is not covered in your policy, how much you can claim and how to make a claim if you do have to visit a doctor.

If you are a **Medibank OSHC member**, you can access the following **Online Member Services** on www.medibankoshc.com.au:

- Activate membership for new members
- Access digital member card
- Update membership details (including bank details for refund)
- Get policy information
- Make online claims

If you have a problem with your OSHC, you should contact your insurer in the first instance. If you are insured with Medibank OSHC, call 134 148.

*If you are **NOT** a Medibank OSHC member, ensure that you check with your OSHC provider to find out how to activate your cover, obtain your membership card and how to make a claim online.*

20. Accommodation

20.1 Homestay for under 18 students

If you are living in a homestay approved by DE International, your accommodation has been arranged by one of the four approved homestay providers.

Rules and expectations

Homestay is a great way to learn about the Australian culture and to improve your English. However, living with a new family in Australia can be quite challenging at first, and you need to follow **some rules on how you are expected to behave in a homestay family**:

✓ **Follow the rules**

Because your accommodation has been approved by DE International, it is important that you follow the rules to make sure you stay safe during your stay in Australia:

- **Come home for dinner every day** – you are expected to come home after each school day. You cannot stay overnight at a friend's or relative's place without approval from DE International
- **Follow the curfew time** – on special occasions when you have to come home late, you should be home by 8 pm on weekdays and 9pm during the weekends if your host is ok with it
- **Stay in a homestay arranged by one of the four approved homestay providers** (see 9.2) and seek approval from DE International if you want to move
- **Do not invite friends to stay at your homestay overnight** without your host's consent.

Your homestay will also have house rules that you must follow, but a lot of them are just common sense. For example,

- keep your room clean and tidy during your stay
- do not eat in the bedroom for hygiene reasons
- tidy up or clean up after yourself around the home
- call your host if you are running late
- turn off the lights and appliances when you are not using them to avoid wasting energy
- take short showers no longer than 15 minutes to save water, especially during drought season
- switch off your devices by 11 pm
- Internet should only be used for school purpose, and not playing games until early hours of the morning.

*Remember that things will be different from what you are used to at your home overseas and it may take some time for you to adjust – this can be the food, culture, language, food and people in the home. Be **flexible and open-minded**, and don't be afraid to try new things!*

✓ **Be respectful and considerate**

Always show respect and be polite to your homestay family. Treat them the way you would like to be treated. Be aware that what you do in the home may affect others. For example, watch the volume when you play music or watch TV, and clean up after yourself, especially in common areas such as kitchen and bathrooms.

✓ **Take time to know and talk to your homestay family**

Don't be shy! Instead of going into your own room when you come home, hang out with your host family. It's always good to start the day with "good morning" and start a conversation with "How was your day?" when you come home.

Also, don't be afraid to ask questions when you are unsure, and talk to your host if you want to be heard, such as if you want more food at dinner time or if your room is too warm. Just be respectful and reasonable.

Similarly, **your homestay host** also has to follow rules when they are hosting you. For example, they must:

- welcome you into the home and include you in family activities
- give you a key and any passcodes required to access the residence
- provide you with a safe and secure bedroom with storage space for your personal items, and facilities including a bed, desk, chair and adequate lighting
- live in the residence with you at all times, including holiday periods; and inform DE International if there's any change to the accommodation and welfare arrangements
- give you access to heating in winter and cooling in summer
- provide three meals per day, including food for making lunch
- attend school meetings and communicate with the school about your studies.

If there are problems in your homestay and they are not resolved after you speak to your host, or if the matter is sensitive and you prefer to speak to someone else, don't be afraid to speak to your International Student Coordinator. They are here to help you.

20.2 Renting or Sharing an Accommodation (over 18 students)

If you have turned 18 and decided to rent or share an accommodation, make sure you know your rights and responsibilities as a tenant.

The **Fair Trading NSW** website provides useful information on renting:

<https://www.fairtrading.nsw.gov.au/>

Under the law, your landlord must give you a copy of the New Tenant Checklist:

Here are some general **Dos** and **Don'ts** when you are renting on your own:

DOs:

- ✓ **Let your school know your new address within 7 days (a student visa condition)**, and let them know of an emergency contact – this person should be a trustworthy adult friend or relative in Sydney, and preferably over 21.
- ✓ Make sure you **sign a lease agreement**, and read and understand the terms. The agreement will protect you if there are problems with your landlord. Remember you cannot be charged for the preparation of the agreement. **Keep a copy** of the agreement and all other related documents.
- ✓ **Check your agreement carefully** so you understand what you are signing up for. A few common things to look for are:
 - **Rent:** Check that the weekly rate is what you have agreed to and the time period of the contract. You have to pay your rent in advance. Your rent can only be increased after the specified period of time.
 - **Bond:** this is a deposit that you pay to cover any damages or if you end the lease early. The maximum you can be asked to pay is 4 weeks of rent. This bond should be refunded to you at the end of your tenancy.
 - **Any other fees** such as administrative fees, utilities (except water) etc
- ✓ **Get a receipt** for any rent or fees that you have paid and keep them for your records. Avoid paying in cash if possible, and make sure you ask for a receipt.
- ✓ **Respect and follow the house rules**, especially if you are sharing the accommodation with others. However, if the house rules are unreasonable, refer to your lease agreement and talk to your landlord.

Keep the accommodation tidy and in good condition. Your landlord has the right to inspect the accommodation but they cannot show up without giving you notice.

DON'Ts:

- × **Move into an accommodation without an inspection or a key.** You should only move into a place after checking that it is in good condition.
- × **Pay a large deposit for a cheaper rate, or more than you need to.** For example you do not need to pay more than 4 weeks of the rent for the bond.
- × **Rent a place without signing a lease agreement.** It is illegal and is a clear warning sign of scam or subletting. Subletting is illegal in Australia and it will leave you unprotected if something bad happens.
- × **Let your landlord keep your passports, ID document or personal belongings.** While they may ask for copies of your passport or ID documents, they cannot keep them. They also cannot keep your personal items.

Problems with Your Lease

If you think you are being treated unfairly by your landlord, or if you have any unresolved problems:

- talk to your **International Student Coordinator** immediately for help and advice
- make a complaint to **NSW Fair Trading** at:
<https://www.fairtrading.nsw.gov.au/help-centre/online-tools/make-a-complaint>
- talk to the **police** in some cases, such as when you are scammed.

Visa Requirements You Should Know

Australia's laws promote quality education and consumer protection for overseas students. These laws are known as the ESOS framework and they include the Education Services for Overseas Students (ESOS) Act 2000 and the National Code 2018.

For a summary of the ESOS framework see: <http://www.internationaleducation.gov.au>

For information about student visa requirements refer to the Department of Home Affairs (HA) website: www.homeaffairs.gov.au

Contact the **International Student Coordinator** at your school if you have any concerns or questions about your school, personal issues or other problems. The Coordinator will assist you or refer you to the appropriate staff member.

Your student visa

As an international student on a student visa, you must:

- comply with your student visa conditions
- ensure you have and continue to maintain your Overseas Student Health Cover (OSHC) for as long as you stay in Australia on a student visa
- tell your school if you change your address or other contact details
- maintain satisfactory course progress and attendance.

Information about visa conditions for student visa holders is available on the Department of Home Affairs website at <https://www.homeaffairs.gov.au/trav/stud/more/visa-conditions/visa-conditions-students>, or call 131 881.

The following regulations apply to your studies at a NSW government school:

21. Attendance and Course Requirements

- You must **attend a minimum of 80%** of all scheduled classes. If you do not meet attendance requirements you may be reported to Immigration, unless there are compassionate or compelling circumstances (refer to guidelines below).
- You must provide a doctor's certificate for any absences of 3 days or more. The doctor must be a registered medical practitioner. If you are absent for 1 or 2 days, a letter of explanation must be provided by your carer or if you are over 18 years, you can provide your own written explanation to the principal.
- You **must meet course progress requirements**. Your school will provide you with information about course requirements as outlined by the NSW Education Standards Authority (NESA). Further information about course requirements is available at: <http://educationstandards.nsw.edu.au>
- If you fail to meet the 80% attendance requirements or the course progress requirements, and fail to appeal or do not receive a successful school appeal outcome, you will be reported to the Department of Home Affairs and this may impact the status of your student visa. An **Intention to Report** letter will be issued to you and your parents and you will have 20 school days to appeal internally then externally. If all your appeals are unsuccessful, you would be reported to Immigration and your visa may be cancelled.

22. Accommodation and Welfare Arrangements

- All students must be accompanied to their approved accommodation upon arrival in Australia.
 - If you have requested a Homestay family be arranged, then a compulsory airport transfer will be arranged for you.
 - If a relative or close family friend has been approved as your carer then arrangements must be made for them to meet you at Sydney International Airport.
- If you are under 18 years, you must **maintain your approved accommodation, support and welfare arrangements**. If these arrangements are approved by the DE International, **you must not change those arrangements without prior written approval**. Requests to change the arrangements must be made in writing to DE International and signed by your parents.
- If you want to **change your Homestay**, you should contact the International Student Coordinator at your school.
- NSW Department of Education recommends that students over 18 continue to live with relatives or Homestay families. Changes to accommodation should be within reasonable travelling distance to your school.
- Your parent or relative (approved carer) must **notify your school** of your residential address **within 7 days of arriving in Australia** and notify any changes of address and contact details within 7 days. Students over 18 years who change address must also notify their school within 7 days.

23. Conditions of Enrolment

- You must commence school enrolment on the date stated on the **Confirmation of Enrolment** (CoE) and if this is not possible, notify DE International in writing within 24 hours of the start date on the CoE.
- You must adhere to school rules and the terms and conditions of enrolment as stated on the international student application form. You will receive information about school rules and expected behaviour at orientation.
- Your school may suspend or cancel your enrolment on grounds of misbehaviour. For further information about student behaviour and suspension and expulsion of students, refer to the International Students Coordinator at your school.
- Travel during school holidays, other than returning to your home country, is only permitted if you are travelling with your carer or relatives or on an approved school excursion. Written permission from your parents is required.
- If you want to transfer to another government school you must provide a written request to your school signed by your parents.
- If you want to change provider you must provide a written request to your school signed by your parents. For further information concerning visa regulations about change of provider, refer to the Department of Home Affairs website and the coordinator at your school.

18. Taking Leave

If you are going to be absent for **a week or more** during school term, or plan to take extended leave, your parents **must request approval** from the principal and **DE International** prior to taking leave or booking flights. Approval is only granted on compassionate or compelling grounds (refer to guidelines below).

19. Deferment of Course Commencement Date

Any request for a deferment must be submitted in writing and signed by your parents to DE International. A request for deferment after your student visa has been issued will only be approved where evidence of compelling and compassionate circumstances can be provided. A deferment may affect your visa so please consult the Department of Home Affairs before submitting a request.

20. Guidelines for Compassionate or Compelling Circumstances

Leave approved on grounds of compassionate or compelling circumstances is not counted in attendance records. Compassionate or compelling circumstances are generally those beyond your control and which have an impact upon your course progress or wellbeing. These could include, but not limited to:

- illness, where a medical certificate states that you are unable to attend classes
- bereavement of close family members such as parents or grandparents (where possible a death certificate or other evidence should be provided either prior to departure or on return)
- major political upheaval or natural disaster in the home country requiring their emergency travel and this has impacted on your studies
- a traumatic experience which could include, but is not limited to:
 - involvement in, or witnessing of an accident
 - witnessing or being the victim of crime and this has impacted on you (these cases should be supported by police or psychologists' reports or advice)
- inability to begin studying on the course commencement date due to delay in receiving a student visa.

21. Suspension of Studies

If you are required to take leave for **longer than 5 days** from school due to compassionate or compelling circumstances, a suspension of your studies may be possible, whereby your absence is not counted towards your attendance rate.

Prior to taking leave, a signed request from your parents must be submitted to DE International along with evidence of compassionate or compelling circumstances.

A suspension of studies may affect your visa so please consult the Department of Home Affairs before submitting a request.

22. Complaints and Appeals

NSW Department of Education has a complaints and appeals process which is available on the website. If you wish to make a complaint or appeal a decision made concerning your enrolment, course progress or other decision, you should contact the International Student Coordinator at your school. Your carer (if you are under 18) or support person (if you are over 18) must be present with you in any appeal interviews.

If you are not satisfied with the outcome of internal complaint and appeal process, you will be given access to the external appeals process through the NSW Ombudsman.

You must maintain your enrolment throughout any appeal process until the process has been completed.

23. Work

- Students attending an Intensive English program are not permitted to work part time.
- To work part-time, DE International requires that you must have been enrolled for at least six months in your current school, have a satisfactory attendance record and provide your school with a letter of consent from your parents before beginning part-time work.
- Any part-time work during school term must not interfere with your school studies and must not exceed 40 hours per fortnight. You should not work more than 10 hours per week in school terms as any more hours may impact on your learning.

Arrival Checklist

Here are some useful tips on what you should do during your first few weeks in Australia:

On arrival

- Let your family know that you have arrived safely in Australia and provide them with your contact number and address
- Learn your address
- Remember that in Australia, the emergency phone number is **000**. Also note your relative/homestay host/homestay 24 hour hotline)
- Get a mobile phone (or an Australian SIM card) and remember your number
- Tell your International Student Coordinator immediately if you change your mobile number
- Open a bank account
- Activate your OSHC and download your digital membership card on your mobile phone; and learn about what is covered by your policy and how to lodge a claim

At School

- Provide your address to school and let them know immediately and no later than 7 days of any change of address and contact details
- Provide emergency contact details in Australia and overseas to your school at enrolment
- Apply for a **Proof of Age Card** (if under 16 years old) or a NSW Senior Secondary **Student Concession Card** (if 16 years old or above) at school
- Read your international orientation booklet so that you know what to do and what not to do during your study and your stay in Australia
- Learn about the school rules, student visa conditions, and your rights and responsibilities as an international student
- Find out where your International Student Coordinator is and say hello regularly 😊
- Find out what clubs and teams you can join (Sports or hobbies)
- Actively seek help if you have any problems or questions by speaking to your International Student Coordinator, School Counsellor etc

At Home

- Get a **Child/Youth Opal Card** with your Proof of Age Card/ NSW Senior Secondary Student Concession Card
- Learn how to use the public transport system, how to go to school from home
- Download a transport app on your smart phone to help you use the public transport system and look up timetables
- Get familiar with the area of your suburb such as the local shops, clinic, hospital and police station
- If you are staying with a homestay family, learn about the homestay rules and spend time to know your homestay family

Here are some useful forms that you may need to use later:

24. Under 18 Request to Change Welfare Arrangements form

Complete this form to let the school know if your accommodation or welfare arrangements have changed, or if you have changed your address.

25. Over 18 Request to Change Welfare Arrangements form

Complete this form if you are over 18 years old, and have moved out of your homestay or are changing your address.

You **MUST** provide details of an emergency contact person **IN AUSTRALIA**. This person can be your relative, parent or friend but they must be over 21 years old.

26. Leave Request form

Complete this form if you are requesting extended leave for 5 days or more or travelling overseas.

Your leave will only be approved if there are compassionate or compelling reasons.

You may be asked to provide documents to support your reasons.

Make sure you apply for the leave at least 4 weeks before the planned departure date.

27. Leave Requests Flowchart

This step-by-step chart helps you understand the Leave Request process.



DE INTERNATIONAL

UNDER 18 - REQUEST TO CHANGE WELFARE ARRANGEMENTS

Student Family NameStudent Given Names.....

Student Reference No SO..... Passport No..... Date of Birth.....

Student's New Address

.....Postcode:.....

Student's Personal Email Telephone No.....

School (or school preferences if school not confirmed).....

Please indicate if accommodation is:

- Living with direct relative (approved by Immigration)
- Homestay family
- Shared accommodation
- Parent with a guardian visa

Reason for changing address

.....

Name, age and gender of people residing at this address

Name.....Age..... M/F Name..... AgeM/F

Name Age M/F Name..... AgeM/F

Name.....Age..... M/F Name..... AgeM/F

CARER CONTACT DETAILS

Given Name Family Name.....

Address

..... Postcode.....

Email Address.....

Telephone: Home Mobile.....Work.....

Carer Signature.....Date.....

ADDITIONAL EMERGENCY CONTACT (over 21 years old)

Name: Home/Work:Mobile:

Name: Home/Work:Mobile:

Student's Signature:



DE INTERNATIONAL

OVER 18 - REQUEST TO CHANGE WELFARE ARRANGEMENTS

Student Family NameStudent Given Names.....

Student Reference No SO..... Passport No..... Date of Birth.....

Student's New Address

.....Postcode:.....

Student's Personal Email Telephone No.....

High School (or school preferences if school not confirmed).....

Please indicate if accommodation is

- Living with direct relatives (approved by Immigration)
- Homestay family
- Shared accommodation
- Other _____

Reason for changing address

Name, age and sex of people residing at this address

Name.....Age..... M/F Name..... AgeM/F

Name Age M/F Name..... AgeM/F

EMERGENCY CONTACT DETAILS

(Must be completed and signed by contact person over 21)

Given Name Family Name (Mr/Mrs/Ms).....

Address

.....Postcode.....

Email Address.....

Telephone: Home Mobile.....

Signature..... Date

ADDITIONAL EMERGENCY CONTACT (over 21 years old)

Name: Home/Work:Mobile:

Name: Home/Work:Mobile:

(MUST BE SIGNED BY STUDENT)

Student Signature..... Date



DE INTERNATIONAL

LEAVE REQUEST

Student visa conditions require that you must attend school every day during the school term. All **unapproved** short or extended leave is recorded as non-attendance and **may affect your visa**.

All leave requests must:

- be submitted **at least 4 weeks prior** to planned departure date
- be submitted to **DE International for approval prior to booking flights**
- have attached **signed parent consent letter**
- provide evidence of **medical** or **compassionate / compelling circumstances** if applicable

Travel during school holidays (other than returning to your home country) is only permitted if you are accompanied by a parent, guardian, homestay carer, close relative or on an approved school excursion.

You must submit a **copy of your flight ticket** to DE International, if approval has been granted by DE International.

School _____

Student reference no: **SO** _____ DOB: _____ Date: _____

Student given name: _____ Known as: _____ Family name: _____

Student mobile number: _____ Email: _____

Parent mobile number: _____ Parent email: _____

Expected **departure date**: _____ Expected **return date**: _____

Total number of schools days that you would be missing: _____

Reason for leave request: _____

ATTACH WITH APPLICATION

- Signed parent letter
- Translation of letter
- Supporting documents

Signature - **International Student Coordinator**

*Attendance rate at date of application ____%

Principal Recommended Not Recommended

Comment _____

Leave Requests Flow Chart

STEP 1

A letter signed by parents must be provided

STEP 2

Submit completed form and any supporting document to School
(International Student Coordinator)

STEP 3

School forwards request to DE International

STEP 4

DE International Assess request

If approved:

Purchase flight ticket and send
a copy to school



School forwards flight ticket to
DE International

If declined:

Leave is not approved.
Attendance will be affected if
you leave school



AUSTRALIAN NATIONAL ANTHEM

Australians all let us rejoice,
For we are young and free;
We've golden soil and wealth for toil;
Our home is girt by sea;
Our land abounds in nature's gifts
Of beauty rich and rare;
In history's page, let every stage
Advance Australia Fair.
In joyful strains then let us sing,
Advance Australia Fair.

Beneath our radiant Southern Cross
We'll toil with hearts and hands;
To make this Commonwealth of ours
Renowned of all the lands;
For those who've come across the seas
We've boundless plains to share;
With courage let us all combine
To Advance Australia Fair.
In joyful strains then let us sing,
Advance Australia Fair.

NSW Government Schools
NSW Department of Education
Locked Bag 53
Darlinghurst NSW 1300 Australia

 +61 2 9244 5555 (overseas) or
1300 300 229 (in Australia)

 deinternational.nsw.edu.au